



Capital Facilities Plan

2017-2022





Capital Facilities Plan 2017-2022

Spending for the future.



Capital Facilities Plan

- Review the proposed Capital Facilities Plan.
- Acknowledge that the plan addresses Council areas of concern within the limitations set on spending.
- Allows Council to make a more informed decision regarding infrastructure re-investment
- New this year – Fleet vehicle replacement schedule.



Objectives

- Council direction to have on hand the equivalent to one year's depreciation for funding projects
 - Allows for changes in the economy.
 - This was allowed to be ramped-in so rates were affected less.
 - Subject to change based on operating and other needs within the City.
 - Amounts were set in the 2013-14 Cost of Service Study (COSA)
- Identify new areas of concern
- Input from all stakeholders, including citizens, Utility Advisory Board, and City Council Members.



Timeline

- All year – input from Departments and Divisions based on operational needs
- May 17 – City Council and UAC Workshop and CFP discussion
- June 7 - First public hearing at City Council meeting
- June 21 – Second public reading and presentation to City Council for approval
- July 31 – Filing with Department of Transportation the Transportation Improvement Plan. (enables the City to apply for transportation grants).

The Capital Facilities Plan is a living document that changes based on emergencies, when outside funding becoming available, and changes in the scope of projects. This document conforms to the Comprehensive Plan, and the current year Budget.



Capital Facilities Plan Remaining Timeline



Since this is a living document, any changes to budgeted capital items will be reflected and presented to Council during the Budget amendment process.



Success Factors

- We are able to meet the required reserve amounts
- Funding is available for next years' projects
- Rates are not adversely affected
- We meet all requirements for filing with the State
- We meet expectations of the public, council and advisory committees by:
 - using reserves properly.
 - rebuilding and replacing in the manner directed.

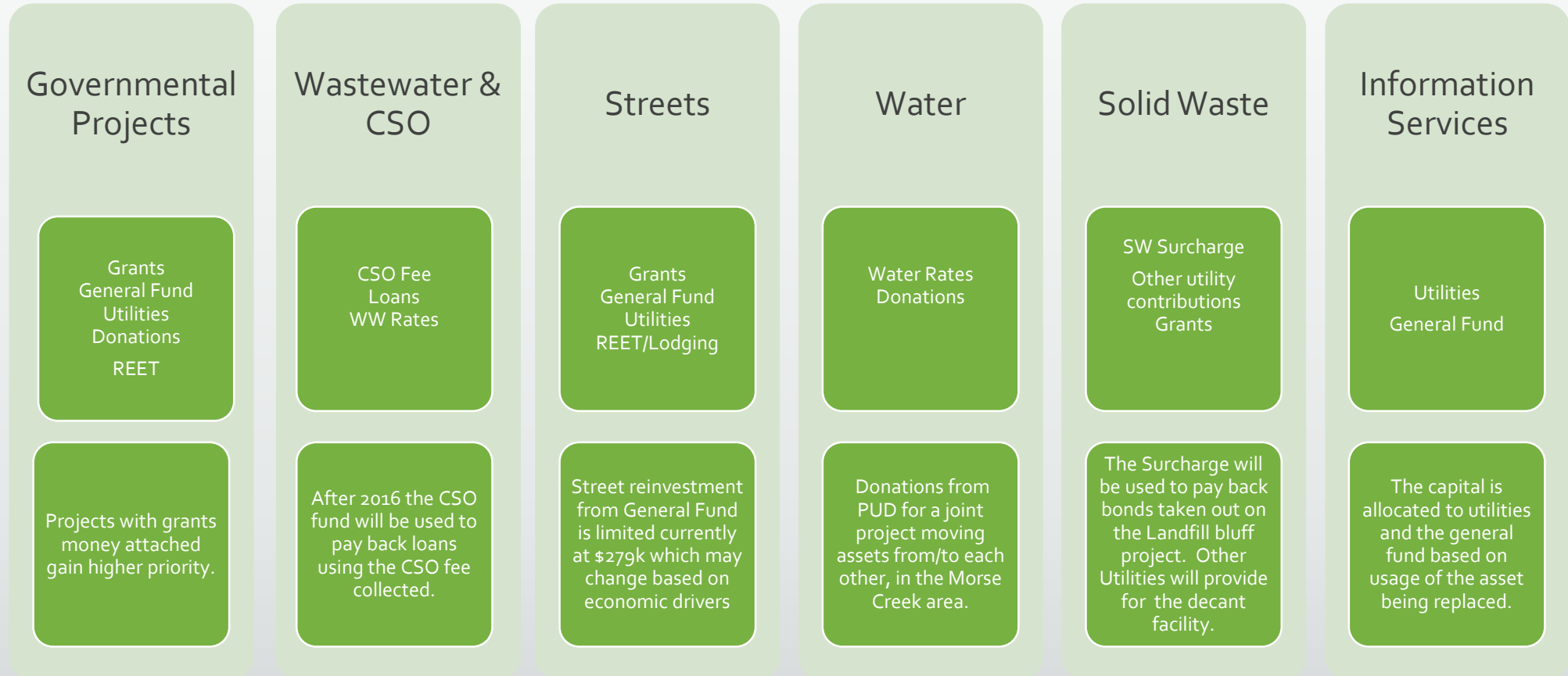


Major Projects by fund for 2017

- Wastewater – Bio-solids dewatering at the Wastewater Treatment Plant \$1.2 million
- Water – Transfer Morse Creek to the PUD \$200,000
- Solid Waste – Decant facility at the Transfer Station \$124,000
- Electric – Pole replacement program \$625,000
- Storm water – Design for Canyon Edge & Ahlvers \$75,000
- Equipment Services - \$924,000 for vehicle replacements
- Information Technologies - \$1,085,000 for Council approved IT improvements (11 projects)
- Facilities – Security controls at City locations \$60,000
- Public Safety – Mobile data units for patrol cars \$50,000
- Transportation – Marine Drive Bridge Repairs \$589,600 (Utility crossings addressed at same time)
 - 10th Street Sidewalk between N and M Streets \$700,000
 - Peabody Creek Culvert \$200,000
 - 16th Street between C and L Streets \$160,000



Resources

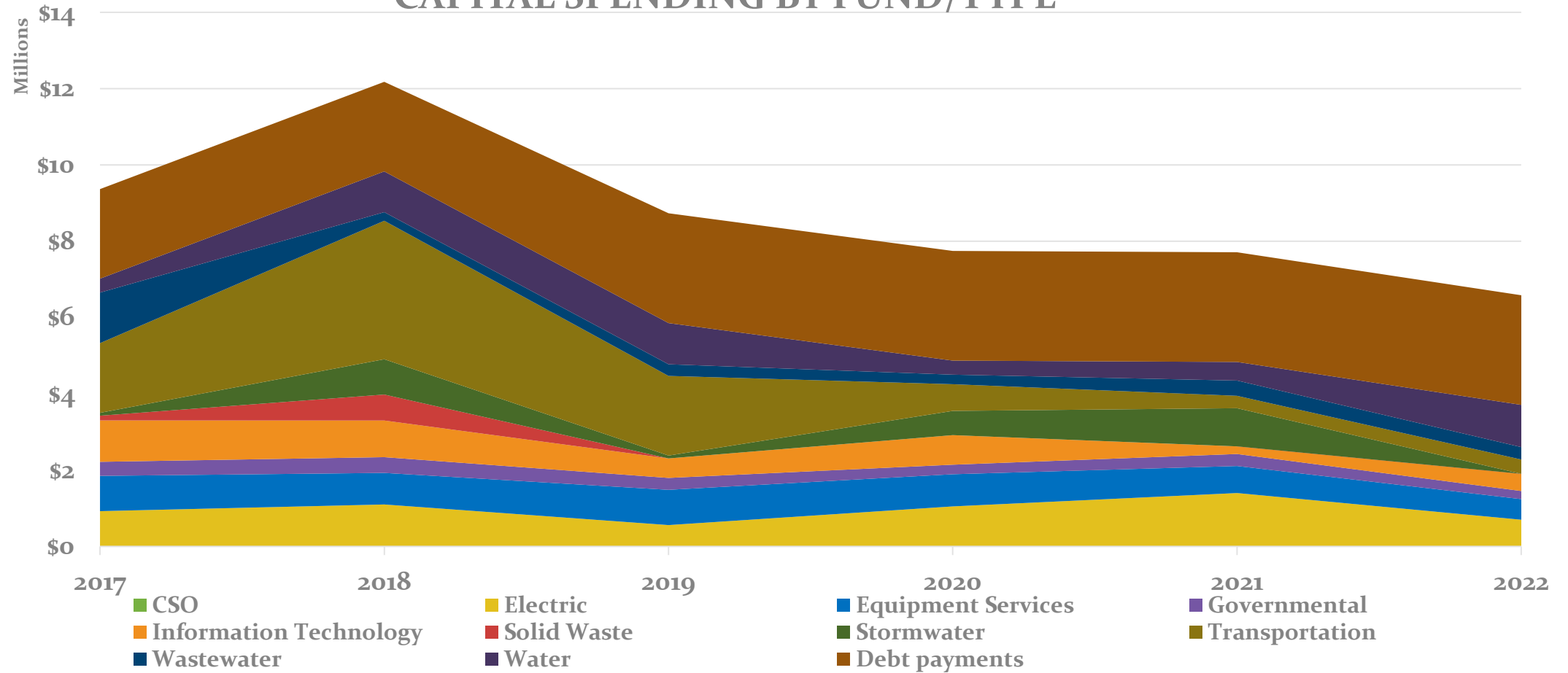


Electric and Storm water are funding entirely by rates.



Cost Analysis

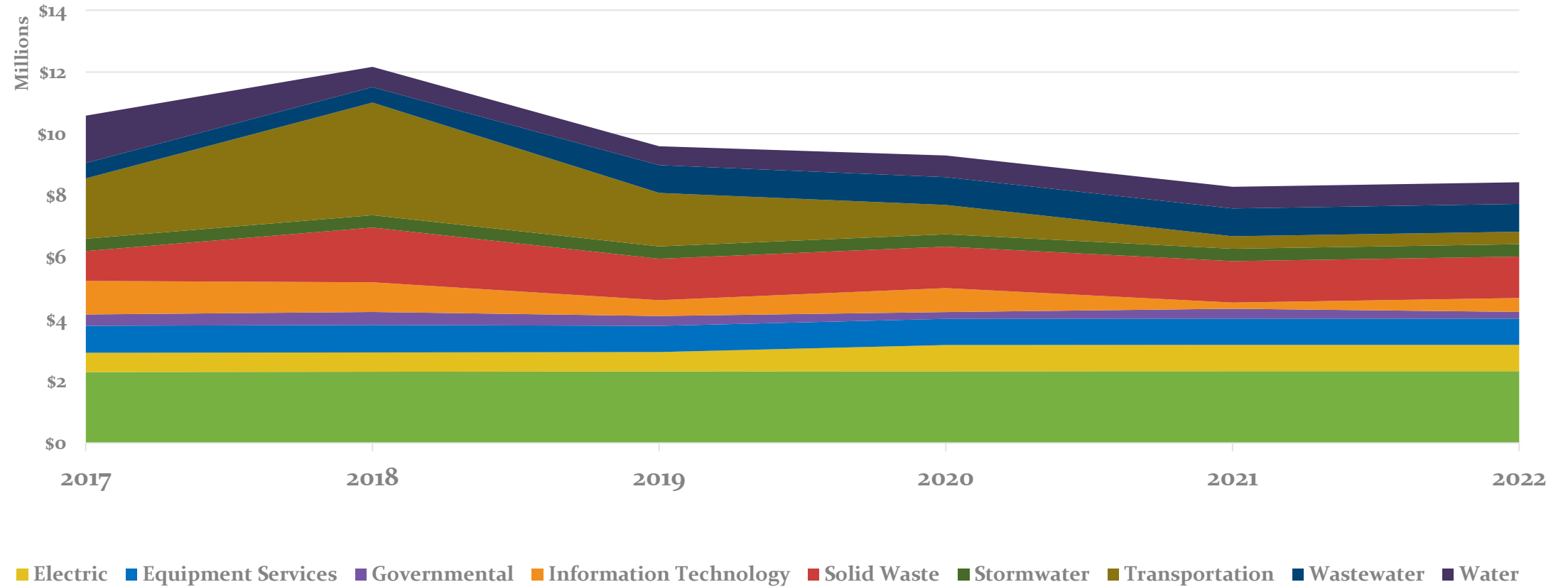
CAPITAL SPENDING BY FUND/TYPE





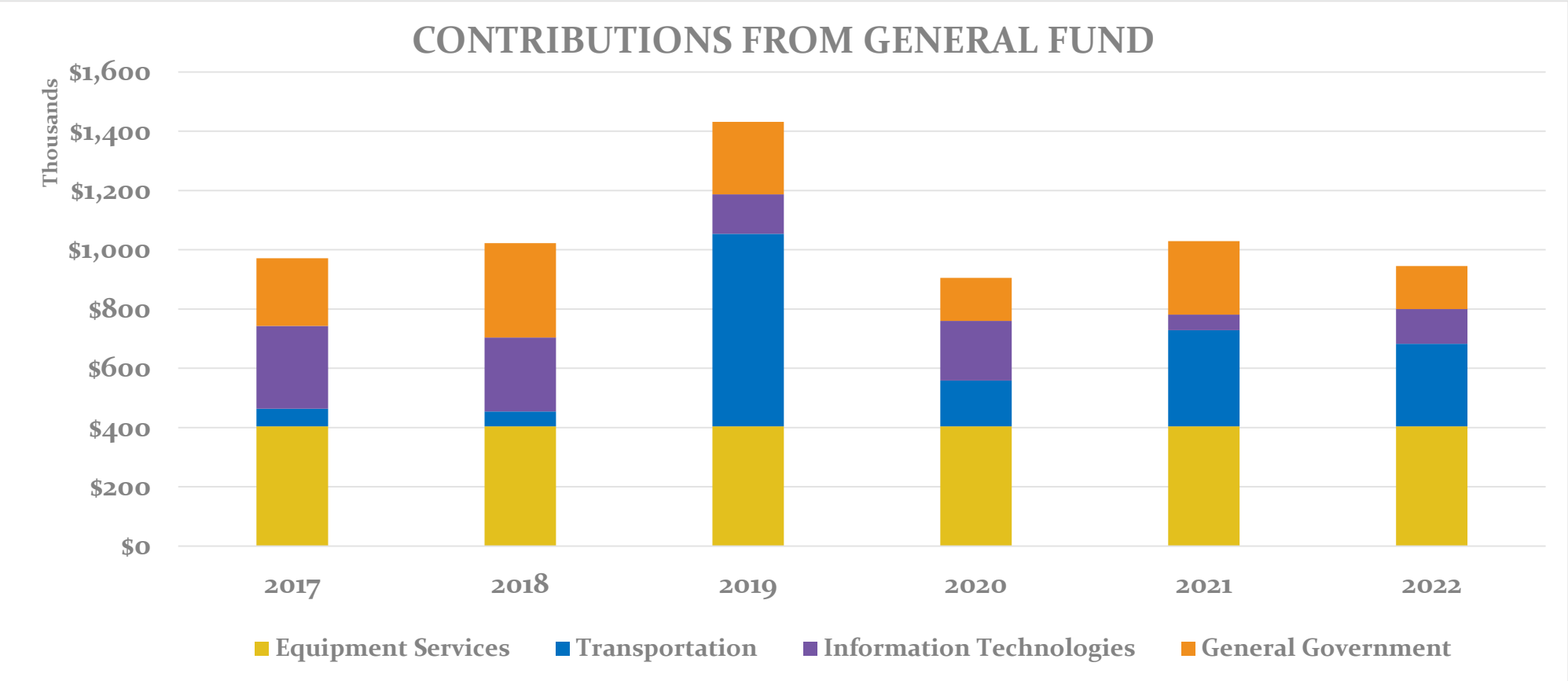
Revenue Sources


REVENUES PROJECTED BY CAPITAL FUND





General Fund Contributions by Project Type





Questions and Comments