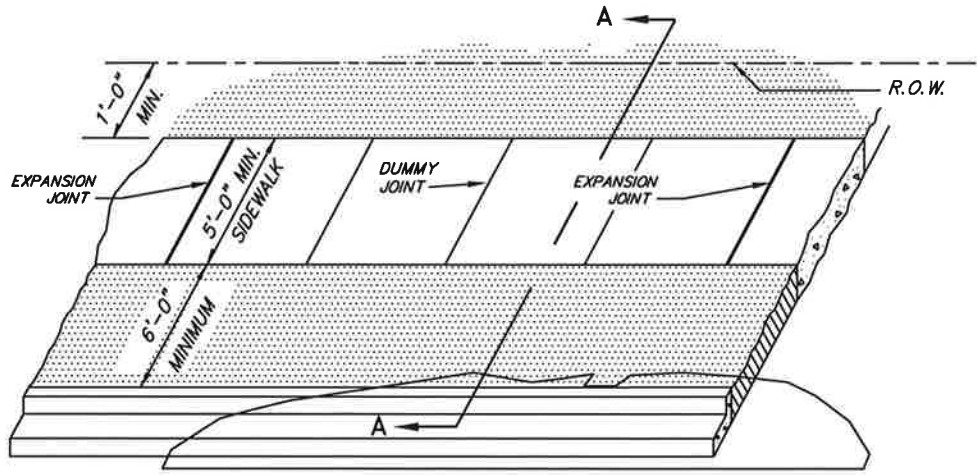
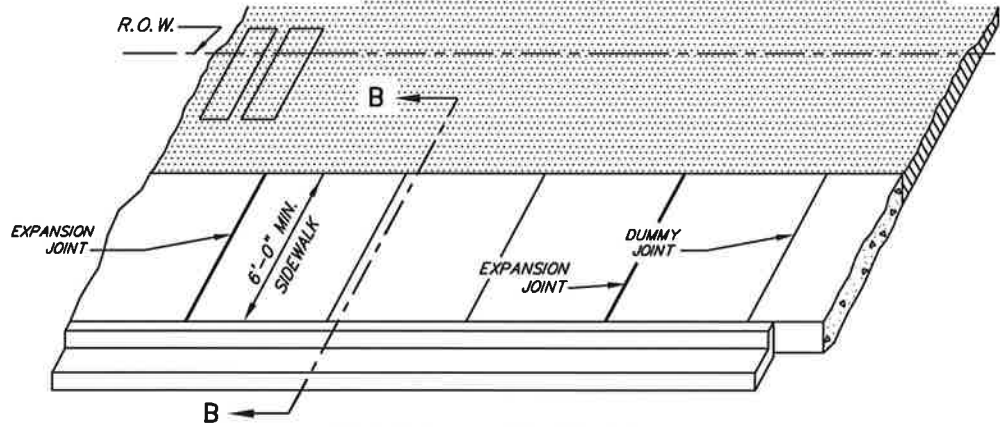


# STANDARD DETAIL

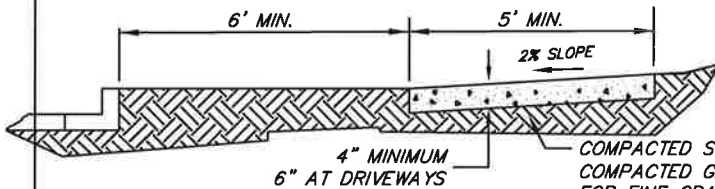
N:\GRAPHICS\PTW\Logo - BARE.TIF



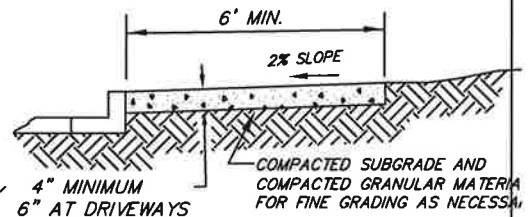
SIDEWALK WITH PLANTING STRIP SEE NOTE #1



SIDEWALK AT CURB SEE NOTE #1



SECTION A-A



SECTION B-B

**NOTES:**

1. SIDEWALK LOCATION TO BE APPROVED BY CITY ENGINEER.
2. EXPANSION JOINTS SHALL BE ASPHALT IMPREGNATED JOINT MATERIAL.
3. EXPANSION JOINTS SHALL BE 1/4" THICK, FULL DEPTH AND AT 15'-0" INTERVALS.
4. DUMMY JOINTS SHALL BE 1/8" THICK, 1" DEEP AND AT 5'-0" INTERVALS.
5. ALL UTILITY POLES, METER BOXES, ETC. IN SIDEWALK AREA SHALL HAVE EXPANSION JOINT MATERIAL (FULL DEPTH) PLACED AROUND THEM.
6. ALL JOINTS SHALL BE CLEAN AND EDGED.
7. EXPOSED AGGREGATE OR SPECIAL SURFACE TREATMENT WORK NOT ALLOWED IN RIGHT-OF-WAY.
8. DRIVEWAY AND SIDEWALK SHALL BE SEPARATED BY EXPANSION JOINTS.
9. PERMEABLE PAVEMENT IS PREFERRED, WHERE NOT FEASIBLE CONCRETE SHALL BE CLASS 3000.
10. HERBICIDE TO BE PLACED UNDER PAVING, CURB AND SIDEWALK PRIOR TO PLACING OF MATERIALS.
11. SIDEWALK ELEVATION SHALL BE BASED ON 2% SLOPE PROJECTION FROM TOP OF CURB.
12. SIDEWALK WIDTHS SHOWN ARE FOR RESIDENTIAL AREAS. COMMERCIAL AND DOWNTOWN AREAS WIDTHS SHALL BE 10' AND 14' RESPECTIVELY.
13. ANY DEVIATION FROM THESE MINIMUM STANDARDS REQUIRES PRIOR APPROVAL BY CITY ENGINEER.

CALL FOR FORM INSPECTION BY CITY  
24 HOURS PRIOR TO POURING CONCRETE.

ALL WORK AND MATERIAL TO BE IN ACCORDANCE WITH THE CURRENT  
WASHINGTON STATE DEPARTMENT OF TRANSPORTATION "STANDARD  
SPECIFICATIONS FOR ROAD, BRIDGE, AND MUNICIPAL CONSTRUCTION"

APPROVED BY  
CITY ENGINEER :

DATE : ~~8/25/95~~  
REVISED : 1/1/2017

SIDEWALK INSTALLATION

FILE NAME: SIDEWALK.DWG